

# Die Supplies

## Special Mandrel Sets

- For forming long, narrow slots or making other bends not possible with standard bender dies.
- For 2 pt. rule.
- Fits Heavy Duty Bender and E-Z Heavy Duty Bender. Specify 1¼", 1½" or 2" rule height. Requires a dovetail extension and rear support post.
- 365 sets are for 3 pt., 65 temper rule, bending sets are available in ¾", ¼", ⅝" and ⅜" diameters.

Mandrel Diameter (adapter and support links included)	1/16"	1/8" (bushing included)	3/16"	1/4"	5/16"	3/8"
Female Die Number	X-3B	21B	22B	23B	24B	25B

## One-Piece Rotary Rule Mandrel

- Fits Heavy Duty Bender and E-Z Heavy Duty Bender for rule 1¼", 1½", 2" high.
- For 4 pt., outside bevel rotary rule slots or 3 pt., center bevel, 65 temper flat rule slots only.
- Order the following sizes as indicated.

Rule Type	Ordering Numbers			
4 pt. rotary rule slots	R 3/16"	R 1/4"	R 5/16"	R 3/8"
3 pt. flat rule slots	F 3/16"	F 1/4"	F 5/16"	F 3/8"

## Special Bending Dies Available

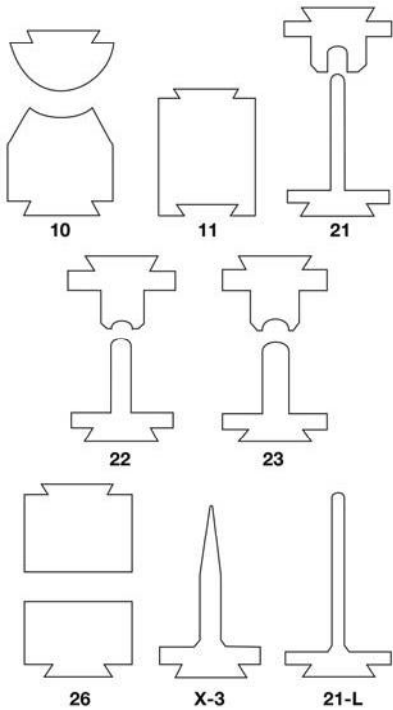
### Vise-Action Back Post

This post can be used in place of any removeable back post. It features the vise-action locking device that enables die makers to use worn dies without shims. For optimum results, this option should be factory-installed.



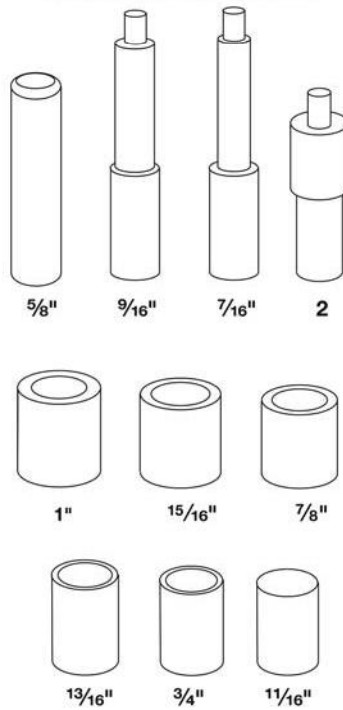
## Most Common Accessories Found in Corrugated Die Shops

### Bending Die Sets



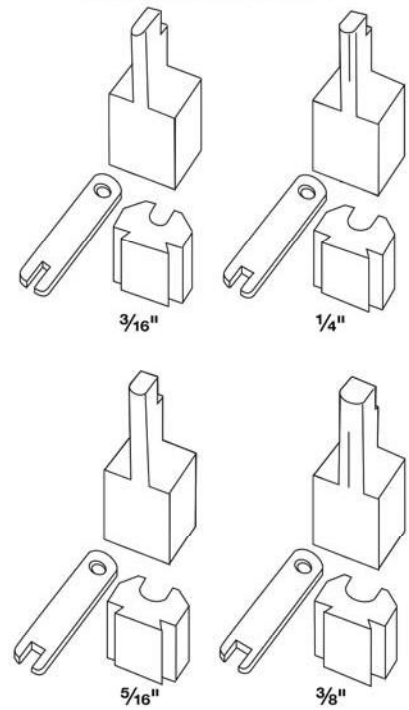
### Mandrel Sets

(links included but not shown)



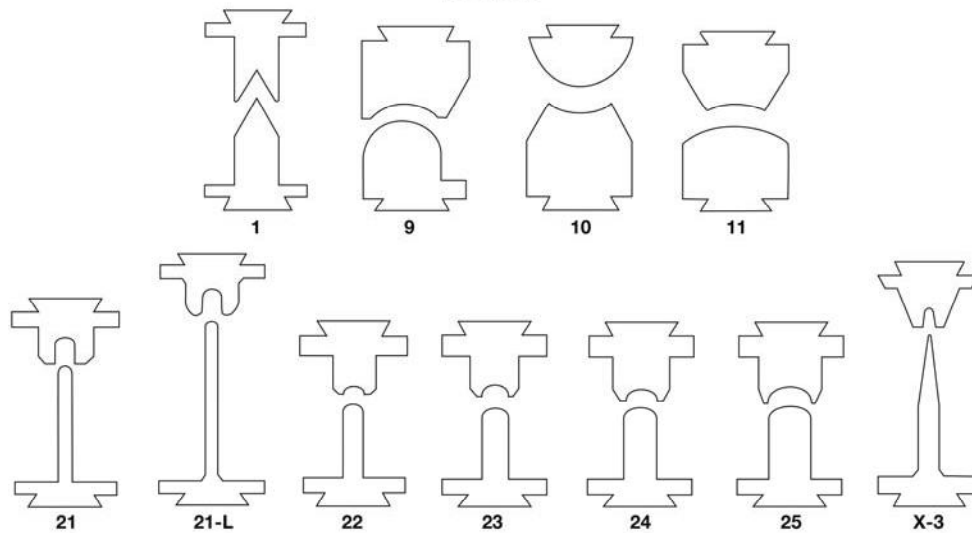
### Fractional Slot-Bending Die Sets

(#365 Mandrel Sets for 3 pt)



## Most Common Dies Found in General and Folding Carton Die Shops

### Die Sets



# Die Supplies

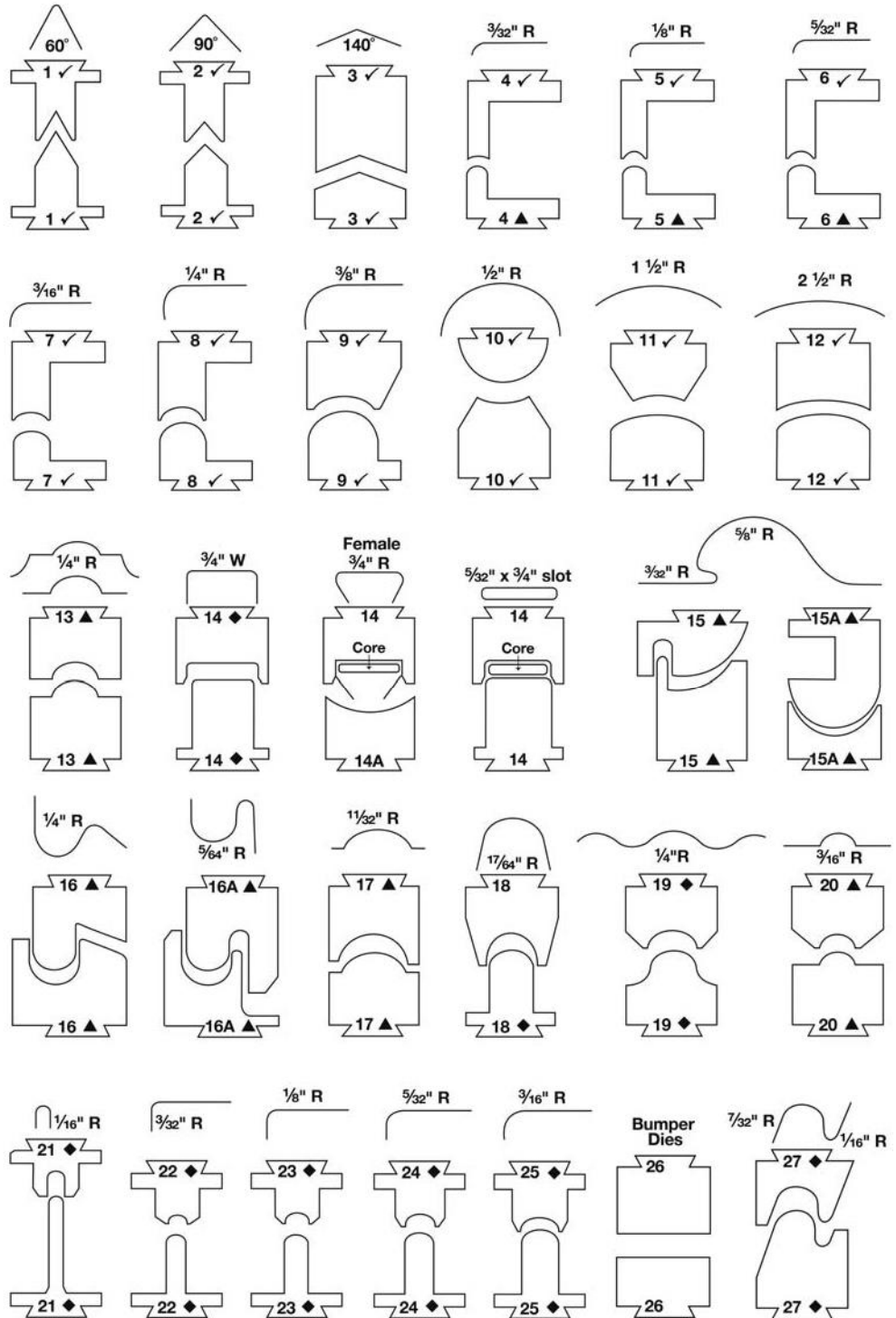


Pace's bending dies for the Helmod bender are machined from hardened tool steel using a computer-controlled EDM machining process. Our dies are precise and incredibly durable, both meeting and exceeding your bending needs.

## Legend

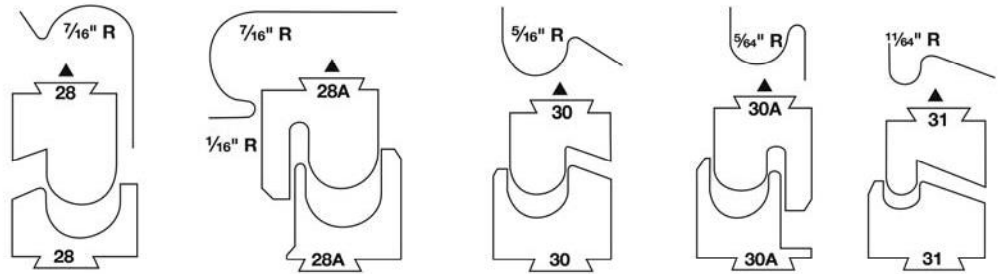
All standard dies shown in this catalog are for 2 pt. soft temper rule. The following symbols indicate those dies which can be opened up for thicker rule by milling a small portion of the die. Dies not marked with any symbol cannot be opened up to accommodate thicker rule.

- ◆ = These dies can be opened up for 3 or 4 pt. rule.
- ▲ = These dies can be opened up for 3 pt. rule only.
- ✓ = There is no need to open these dies up for 3 or 4 pt. rule.



These illustrations only approximate the dies and bends and are not true to size.

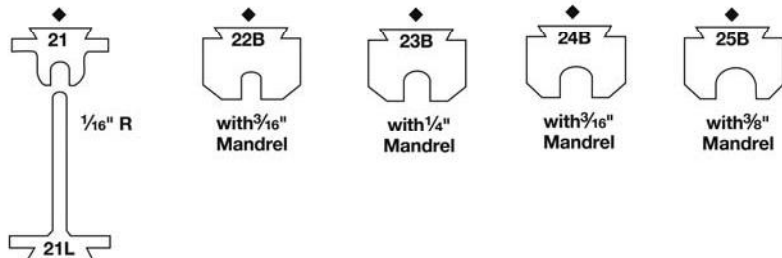
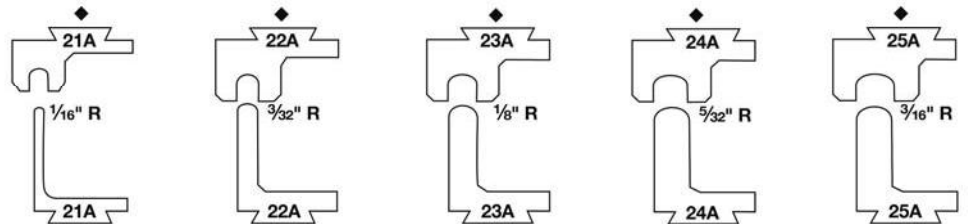
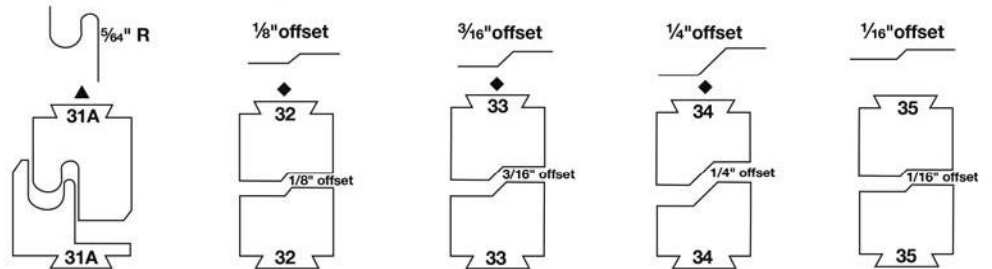




### Legend

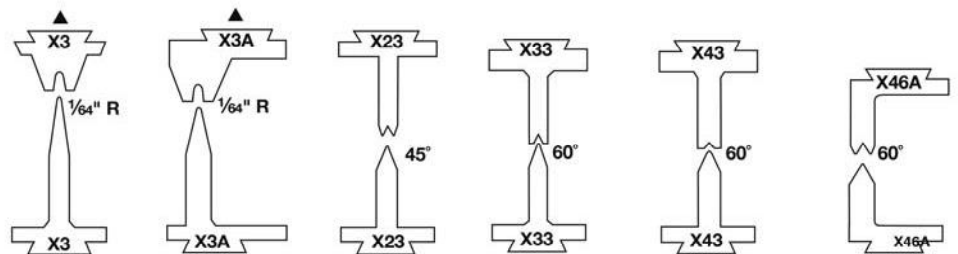
All standard dies shown in this catalog are for 2 pt. soft temper rule. The following symbols indicate those dies which can be opened up for thicker rule by milling a small portion of the die. Dies not marked with any symbol cannot be opened up to accommodate thicker rule.

- ◆ = These dies can be opened up for 3 or 4 pt. rule.
- ▲ = These dies can be opened up for 3 pt. rule only.
- ✓ = There is no need to open these dies up for 3 or 4 pt. rule.



### Offsets for Die #35

- 352 - bends 2 pt. rule to a 2 pt. offset.
- 353 - bends 2 pt. rule to a 3 pt. offset.
- 354 - bends 2 pt. rule to a 4 pt. offset.
- 356 - bends 2 pt. rule to a 6 pt. offset.



These illustrations only approximate the dies and bends and are not true to size.

